












Spring 2nd Half Term

In Year 1 our enquiry is:
We aim to ...

Where do the Wild things live?



Maths	Literacy	Science	Art	Geography/ History	Computing	Design Technology
<p>Counting in 2's, 5's and 10's</p> <p>Comparing and measuring length and height.</p> <p>Comparing and measuring weight and volume</p>  <p>Repeating patterns – animal camouflage</p>	<p>Listen to Mr Wolf's Pancakes.</p>  <p>Read and write a recipe for pancakes.</p> <p>What are verbs? Write instructions using verbs eg. Pour the batter.</p>  <p>Listen to, and explore the story 'Welcome'</p> <p>Write your own story based on a lost animal</p>	 <p>Where do animals live in the world and why? How are animals different and the same? Create some animal profiles, find out where it lives, what it eats and what it does for fun!</p> <p>Polar animals</p> <p>Australian Animals</p> <p>African animals</p> <p>Learn the terms – carnivore, herbivore and omnivore and sort pictures of animals according to this criteria.</p> <p>Explore the seasons, particularly looking for the signs of spring.</p> 	<p>Animals in their environments. Create a polar region picture.</p>  <p>Look at Aboriginal Art using dots. Recreate your own Australian animal using the wrong end of a paintbrush dipped in paint to create dots.</p>  <p>Create an African landscape picture, painting the sunset and cutting out silhouettes of animal shapes.</p> 	<p>Use maps to find the North and South Poles, Australia and Africa.</p>  <p>Look at maps of real safari parks. Have a go at designing your own – which animals would you put near each other?</p>	<p>Using Microsoft Word to type a message, changing the font size and style.</p> <p>R.E.</p> <p>Creation stories</p> <p>PSHE</p> <p>Naming and describing our feelings</p> 	<p>Design your own Safari Park, build it using lego/bricks, design you own animal enclosure.</p> <p>Make pancakes.</p>  <p>Understand where our food comes from.</p> <p>Cooking, weighing and following a recipe.</p> <p>Designing Easter cakes, cards and baskets</p> 